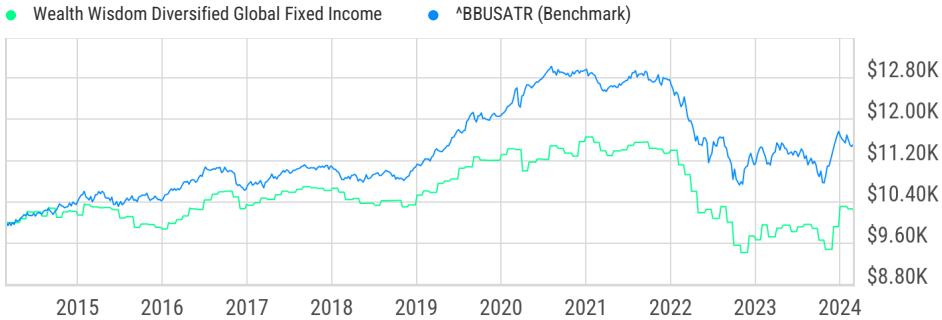


Wealth Wisdom Diversified Global Fixed Income OAS Overview Report



Cumulative Return

February 28, 2014 through February 29, 2024



Basic Info

Wealth and Wisdom Fixed Income

Benchmark

Bloomberg US Aggregate*

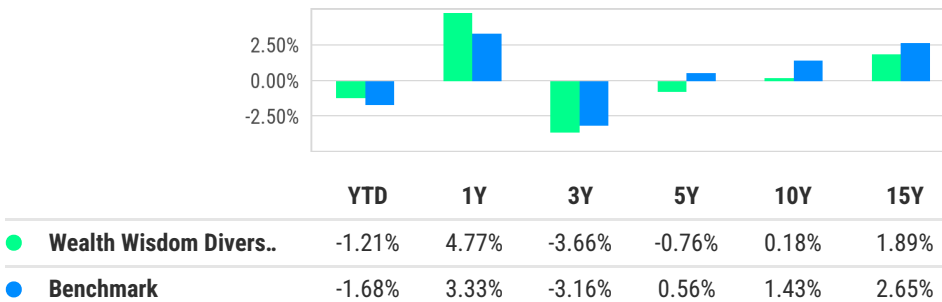
Advisory Fee

1.80%

*Benchmark information defined in disclosure section.

Periodic Return

Data as of Feb. 29, 2024



Key Stats

Net Expense Ratio

0.00%

Beta (3Y)

0.9813

Distribution Yield

--

Max Drawdown (Since Inception)

19.17%

Alpha (3Y)

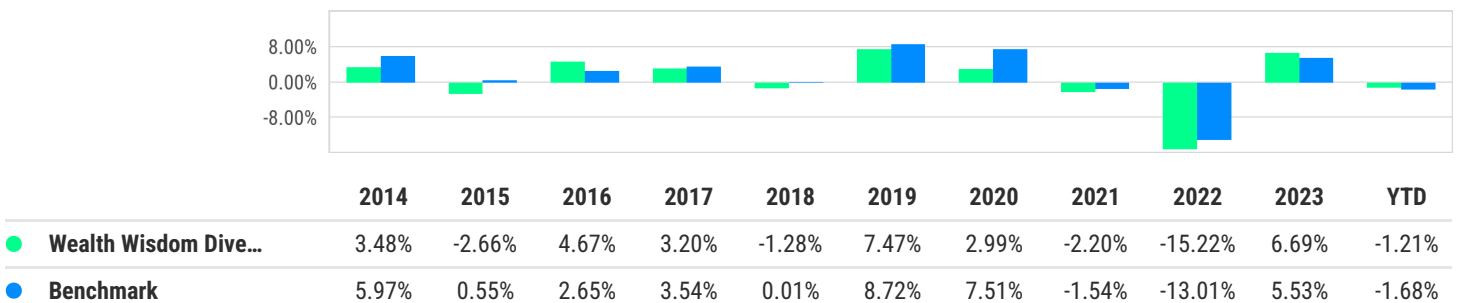
-0.6051

Standard Deviation (Since Inception)

4.77%

Annual Return

Data as of Feb. 29, 2024




The performance data quoted presents past performance; past performance does not guarantee future results; the investment return and principal value of an investment will fluctuate; an investor's shares, when redeemed, may be worth more or less than their original cost; current performance may be lower or higher than the performance data quoted. The most recent month end performance data can be accessed at https://go.ycharts.com/fund_contact_info. (See the Standardized Returns section of this report for standardized returns information).

2024 YCharts, Inc. All Rights Reserved. YCharts, Inc. ("YCharts") is not registered with the U.S. Securities and Exchange Commission (or with the securities regulatory authority or body of any state or any other jurisdiction) as an investment adviser, broker-dealer or in any other capacity, and does not purport to provide investment advice or make investment recommendations. This report has been generated using data manually input by the creator of this report combined with data and calculations from YCharts.com and is intended solely to assist you or your investment or other adviser(s) in conducting investment research. You should not construe this report as an offer to buy or sell, as a solicitation of an offer to buy or sell, or as a recommendation to buy, sell, hold or trade, any security or other financial instrument. THE IMPORTANT DISCLOSURES FOUND AT THE END OF THIS REPORT (WHICH INCLUDE DEFINITIONS OF CERTAIN TERMS USED IN THIS REPORT) ARE AN INTEGRAL PART OF THIS REPORT AND MUST BE READ IN CONJUNCTION WITH YOUR REVIEW OF THIS REPORT. For further information regarding your use of this report, please go to: <https://get.ycharts.com/disclosure/>

Asset Allocation

Data as of: March 25, 2024



	Wealth Wisdom Diversified Global Fixed Income	Bmark
● Cash	0.00%	--
● Stock	0.00%	--
● Bond	0.00%	--

	Wealth Wisdom Diversified Global Fixed Income	Bmark
● Convertible	0.00%	--
● Preferred	0.00%	--
● Other	100.0%	--

Region Exposure

No data available

No data available

Market Classification	Wealth Wisdom Diversified.	Bmark
● % Developed Markets	--	--
● % Emerging Markets	--	--

Region	Wealth Wisdom Diversified.	Bmark
● Americas	0.00%	--
● Greater Europe	0.00%	--
● Greater Asia	0.00%	--

Performance Disclosure

THIS REPORT IS NOT AN INVESTMENT PERFORMANCE REPORT. DO NOT RELY ON THIS REPORT AS PORTRAYING, OR CONTAINING PERFORMANCE OF, AN ACTUAL ACCOUNT. THIS REPORT SHOWS HYPOTHETICAL OR SIMULATED RETURNS OF PORTFOLIO(S) AND IS FOR ILLUSTRATIVE PURPOSES ONLY. This report is not intended to and does not predict or show the actual investment performance of any account. A portfolio represents an investment in a hypothetical weighted blend of securities which, together with other inputs, were selected by you and/or your Adviser and, accordingly, a portfolio should be used for illustrative purposes only. Performance returns are net of fees.

Risks and Limitations of Hypothetical Performance

ALL PORTFOLIO RETURNS ARE HYPOTHETICAL OR SIMULATED AND SHOULD NOT BE CONSIDERED PERFORMANCE REPORTING. No representation is made that your investments will achieve results similar to those shown, and actual performance results may differ materially from those shown. Returns portrayed in this report do not reflect actual trading and investment activities, but are hypothetical or simulated results of a hypothetical portfolio over the time period indicated and do not reflect the performance of actual accounts managed by your Adviser or any other person. The mutual funds and other components of the hypothetical portfolio(s) were selected with the full benefit of hindsight, after their performance during the time period was known. In general, hypothetical returns generally exceed the results of client portfolios actually managed by advisers due to several factors, including the fact that actual portfolio allocations differed from the allocations represented by the market indices used to create the hypothetical portfolios over the time periods shown, new research was applied at different times to the relevant indices, and index performance does not reflect the deduction of any fees and expenses. Results also assume that asset allocations would not have changed over time and in response to market conditions, which is likely to have occurred if an actual account had been managed during the time period shown.

2024 YCharts, Inc. All Rights Reserved. YCharts, Inc. ("YCharts") is not registered with the U.S. Securities and Exchange Commission (or with the securities regulatory authority or body of any state or any other jurisdiction) as an investment adviser, broker-dealer or in any other capacity, and does not purport to provide investment advice or make investment recommendations. This report has been generated using data manually input by the creator of this report combined with data and calculations from YCharts.com and is intended solely to assist you or your investment or other adviser(s) in conducting investment research. You should not construe this report as an offer to buy or sell, as a solicitation of an offer to buy or sell, or as a recommendation to buy, sell, hold or trade, any security or other financial instrument. THE IMPORTANT DISCLOSURES FOUND AT THE END OF THIS REPORT (WHICH INCLUDE DEFINITIONS OF CERTAIN TERMS USED IN THIS REPORT) ARE AN INTEGRAL PART OF THIS REPORT AND MUST BE READ IN CONJUNCTION WITH YOUR REVIEW OF THIS REPORT. For further information regarding your use of this report, please go to: <https://get.ycharts.com/disclosure/>