



FACT SHEET

Genesis HNW UMA Series

PORTFOLIO DESIGN

Multi-manager portfolios designed to help investors stay invested through the ups & downs of market cycles, by accessing the complete range of asset classes.

Management Style:

Tactical and Strategic Blend

Composition: Blend of ETFs and Individual Equities



UPSIDE CAPTURE THROUGH DOWNSIDE PROTECTION

We believe the optimal portfolio is one investors can remain in, regardless of market conditions, to achieve their objectives. Genesis HNW UMA Series allocations are designed to produce what every investor wants, potential for growth and income with defenses against significant drawdowns or declines.

We start with low cost, high quality exposure to primary asset classes and seek to build in alternative return opportunities and downside protection through active management strategies.

Drawdown	% To Recover	Years To Recover
5%	5.3%	0.67
10%	11.1%	1.37
20%	25.0%	2.90
30%	42.9%	4.63
40%	66.7%	6.64
50%	100.0%	9.01

The ability to minimize drawdown risk can shorten the recovery time.

Source: Aptus Research

*Assumes recovery = 8% Net CAGR[†]

YIELD + GROWTH FRAMEWORK

Returns can come from:

Yield : Dividends + Interest

Growth : Annualized Improvement

Valuation : Changing Investor Appetite

We focus on capturing sustainable yield with the potential for growth. Our selections from the asset class level all the way down to the individual security level must pass a series of yield and growth filters to be considered.

Decade	Yield	+	Earnings Growth	+	Valuation Change	=	Annual Returns
1900s	3.9%		4.7%		0.9%		9.5%
1910s	4.2%		2.0%		-2.9%		3.4%
1920s	3.7%		5.6%		4.6%		13.9%
1930s	3.1%		-5.7%		1.6%		-1.0%
1940s	4.2%		9.9%		-6.4%		7.8%
1950s	4.1%		3.9%		10.1%		18.1%
1960s	3.1%		5.5%		-1.2%		7.3%
1970s	3.4%		9.9%		-8.0%		5.3%
1980s	3.4%		4.4%		8.6%		16.4%
1990s	1.7%		7.7%		8.2%		17.6%
2000s	1.5%		0.6%		-2.9%		-0.8%
2010s	1.9%		10.6%		0.7%		13.3%
Avg Contribution To Returns	3.2%		4.9%		1.1%		9.2%

Source: John Bogle, Robert Shiller, Aptus Research



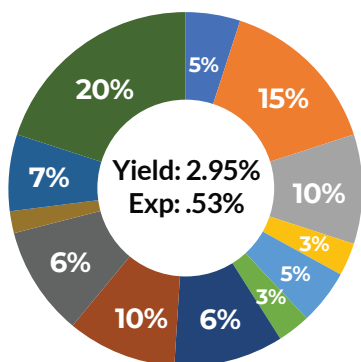
CLIENT-SPECIFIC GROWTH & INCOME TARGETS

Conservative Allocation: Designed with the primary objective of stability and protection, plus opportunity for appreciation. Reducing drawdown is the foundation, with lower exposure to traditional equities.

Moderate Allocation: Designed with flexibility to dynamically adjust exposure as risks and opportunities change. Balancing the reduction of both drawdown and longevity risk is the goal, designed to help capture market returns while mitigating significant declines. Nearly half of the equity exposure contains some form of explicit hedging.

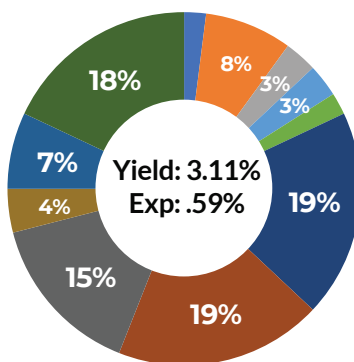
Aggressive Allocation: Designed to help accumulate wealth through equities. Reduced drawdown remains a feature, but with a greater emphasis on reducing longevity risk by harnessing the compounding power of stock-based ETFs.

Conservative



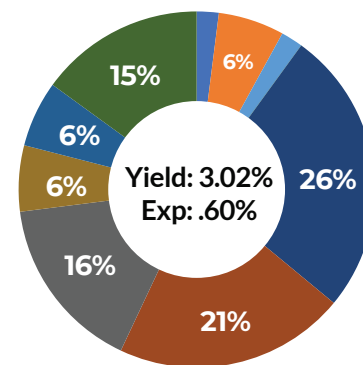
Long Term Return Target: 3-5%

Moderate



Long Term Return Target: 6-8%

Aggressive



Long Term Return Target: 8-10%

- Cash ■ US Corporate Bonds ■ Interest Rate Hedge ■ US Large Cap Value ■ International ■ Tail Risk Strategy
- US Long-Term Treasuries ■ US Short-Term Treasuries ■ Volatility Premium ■ US Large/Mid Cap Core
- US Small Cap ■ Managed Futures Strategy

Minimum Investment:

Conservative: \$70,000

Moderate: \$70,000

Aggressive: \$50,000

Holdings as of 4/26/22
Please see attached disclosures.

*The hypothetical example is shown for informational purposes only and should not be interpreted as actual historical performance of Optivise Advisory Services, LLC. Results are hypothetical and do not reflect trading in actual accounts. The actual results of individual clients will differ due to many factors, including individual investments and fees, individual client restrictions, and the timing of investments and cash flows. Clients should not rely solely on this or any other performance illustrations when making investment decisions.



VALUE FILTERS

Our commitment, first to our Lord, is that we will not invest a single penny into any company that violates our filters.



Pro-Life



Purity



Family



Marriage



Liberty



Sobriety



Longevity



Stewardship

MANAGING RISK

We lean on diversification, active hedging, trend following, and security selection to manage risk for clients.

Correlations can converge in a downturn, and bonds may not have quite the protection they had when rates were higher. We manage risk for two primary reasons:




To Reduce Drawdown And The Emotions That Go With It



To Turn Market Drawdowns Into Opportunity

Higher Potential Risk





Disclosures

Advisory services offered through Optivise Advisory Services, LLC, a Registered Investment Adviser registered with the Securities and Exchange Commission. Registration does not imply a certain level or skill or training. More information about the advisor, its investment strategies and objectives, is included in the firm's Form 2A. Panthrex Asset Management is wholly owned by Optivise Advisory Services, LLC.

ADV Part 2, which can be obtained, at no charge, by calling (855) 378-1806. Optivise Advisory Services, LLC is headquartered in Franklin, TN.

This fact sheet offers generalized research, not personalized investment advice. It is for informational purposes only and does not constitute a complete description of our investment services or performance. Nothing on this fact sheet should be interpreted to state or imply that past results are an indication of future investment returns. All investments involve risk and unless otherwise stated, are not guaranteed. Be sure to consult with an investment & tax professional before implementing any investment strategy.

Portfolio holdings information as of April 26, 2022. There is no assurance that the specific securities listed will remain in the Portfolio. Asset allocation and portfolio holdings may differ from the model among accounts in the composite. Optivise employs a diversification strategy using a combination of tactical and strategic, active and index-based Exchange Traded Funds to represent specific asset classes. These representations should not be considered a recommendation to buy or sell an ETF. As with all investments, ETFs have risks. For more information or a prospectus, please contact your Investment Advisor.

Investing involves risk. Principal loss is possible. Investing in ETFs is subject to additional risks that do not apply to conventional mutual funds, including the risks that the market price of the shares may trade at a discount to its net asset value (NAV), an active secondary market may not develop or be maintained, or trading may be halted by the exchange in which they trade, which may impact a fund's ability to sell its shares. Shares of any ETF are bought and sold at Market Price (not NAV) and are not individually redeemed from the fund. Brokerage commissions will reduce returns. Market returns are based on the midpoint of the bid/ask spread at 4:00pm Eastern Time (when NAV is normally determined for most ETFs), and do not represent the returns you would receive if you traded shares at other times. Diversification is not a guarantee of performance and may not protect against loss of investment principal.

† Compound Annual Growth Rate (CAGR) is the rate of return (RoR) that would be required for an investment to grow from a beginning point in time to an ending point in time.

Products distributed by:



Optivise Advisory Services, LLC
109 Holiday Court, Suite A6, Franklin, TN 37067

© Optivise Advisory Services. All rights reserved.